STELLANTIS
PARTS & SERVICES

Technical Service Bulletin (TSB)

REFERENCE	D6AW01DKQ0	DATE	02/01/2024	VERSION	32
VEHICLES AFFECTED	DS 7 CROSSBACK (X74) AND INITIALE RANGE AND INTERNAL COMBUSTION DRIVE TRAIN				
CUSTOMER SYMPTOM	PRESENCE OF MISTING OR WATER DROPLETS, OR WATER INGRESS INTO THE HEADLAMPS AND/OR THE REAR LAMPS				
CAUSE	SEVERAL POSSIBLE CAUSES				

TECHNICAL OVERVIEW (CONDITION IN WHICH FAULT APPEARS)

In specific weather conditions (low temperature, humidity), in heavy rain, after a pressure wash

REPAIR PROCEDURE

CAUTION : Compiling the warranty ticket:If repair 2 is carried out, detail the fault and attach a photo of the part with the faul and the label to the credit claim

Check of the headlamps and the rear lamps.
Explanation of the issue to the customer(Depending on the result of the check).
Replacement of one or both headlamps and/or one or both rear lamps(Depending on the result of the check).

N.B. : In the case of a replacement of one or both headlamps, one or both rear lamps and/or one or both foglamps, the fault cod to be used in the credit claim is 669

1. Parts required

DS 7 CROSSBACK (X74) AND INTERNAL COMBUSTION DRIVE TRAIN AND INITIALE RANGE

1Left-hand headlamp(Part number depending on the vehicle specification) (If necessary).
1Right-hand headlamp(Part number depending on the vehicle specification) (If necessary).
1Front left-hand lamp(Part number depending on the vehicle specification) (If necessary).
1Front right-hand lamp(Part number depending on the vehicle specification) (If necessary).
1Rear left-hand lamp(Part number depending on the vehicle specification) (If necessary).
1Rear right-hand lamp(Part number depending on the vehicle specification) (If necessary).
1Front left-hand foglamp(Part number depending on the vehicle specification) (If necessary).
1Front right-hand foglamp(Part number depending on the vehicle specification) (If necessary).
1Washer kit for fitting rear lamps(For one rear lamp) (Part number 16 821 557 80).

CAUTION : Use the washer kit for fitting rear lamps based on the part number received and the production date indicated o the label(See the table below).Order the washer kit(If necessary)

Part numbers used	Washer kit required
9815722580	Yes if the date of the part number received is earlier than 23 / 07 / 2021 No if the date of the part number received is 23 / 07 / 2021 or later
9824986480	Yes if the date of the part number received is earlier than 23 / 07 / 2021 No if the date of the part number received is 23 / 07 / 2021 or later
9838809780	Yes if the date of the part number received is earlier than 23 / 07 / 2021 No if the date of the part number received is 23 / 07 / 2021 or later
9815722680	Yes if the date of the part number received is earlier than 23 / 07 / 2021 No if the date of the part number received is 23 / 07 / 2021 or later

Part numbers used	Washer kit required
9824986580	Yes if the date of the part number received is earlier than 23 / 07 / 2021 No if the date of the part number received is 23 / 07 / 2021 or later
9838810080	Yes if the date of the part number received is earlier than 23 / 07 / 2021 No if the date of the part number received is 23 / 07 / 2021 or later
9848741880	No
9848741180	No
9848742180	No
9848741780	No
9848741980	No
9848740780	No

N.B. : Refer to the repair methods concerning any additional parts to be obtained for this operation

2. Checks

Check the affected component and carry out the applicable repair.

.21. Headlamps and front lamps

DS 7 CROSSBACK (X74) AND INTERNAL COMBUSTION DRIVE TRAIN

Illustration	Observation	Repair to be performed
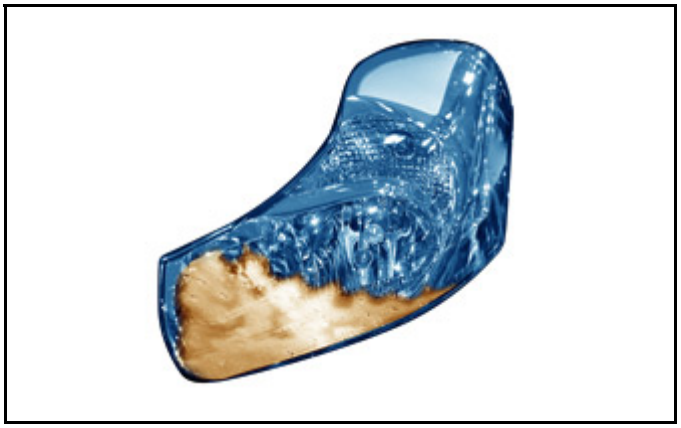 Figure : D6AW0A5T	Presence of misting	Carry out repair 1
 Figure : D6AW0A6T	Presence of very localised water droplets	Carry out repair 1
	Presence of water droplets over a large surface area	Carry out repair 2

Illustration	Observation	Repair to be performed
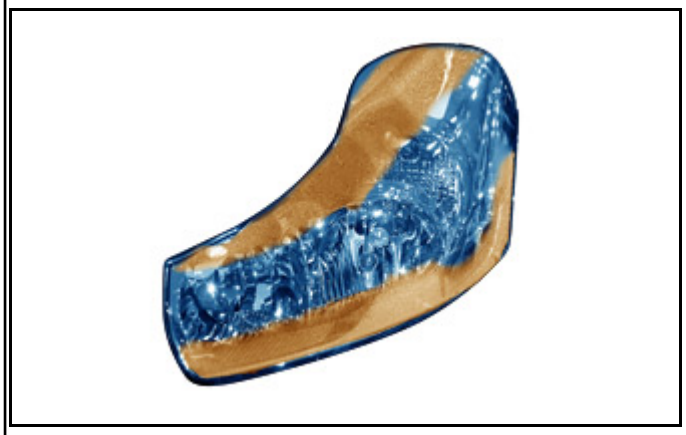 Figure : D6AW0A7T		
 Figure : D6AW0A8T	Presence of water droplets over a large surface area with water run-off or water marks	Carry out repair 2
 Figure : D6AW0A9T	Presence of stagnant water	Carry out repair 2
Presence of water droplets or run-off or signs of water, visible from a distance of one metre:Carry out repair 2		

.22. Rear lamps

DS 7 CROSSBACK (X74) AND INTERNAL COMBUSTION DRIVE TRAIN

Illustration	Observation	Repair to be performed
	Presence of misting	Carry out repair 1

Illustration	Observation	Repair to be performed
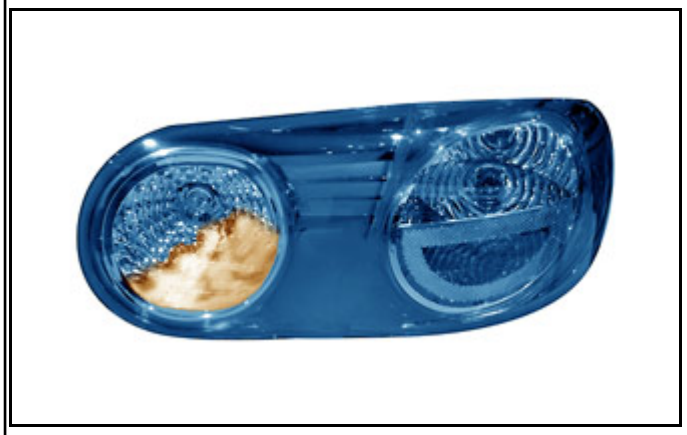 Figure : D6AW0AAT		
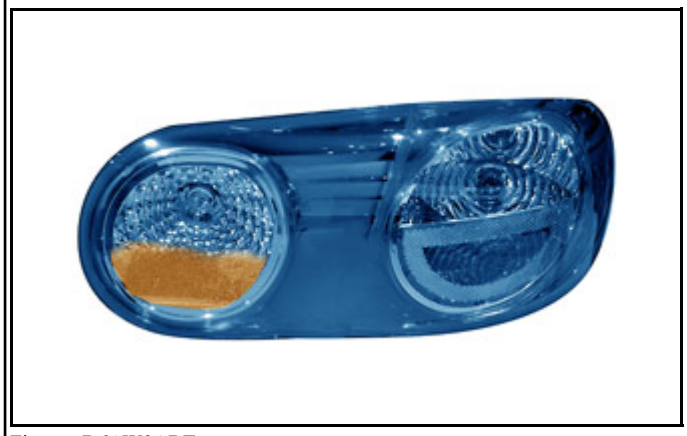 Figure : D6AW0ABT	Presence of very localised water droplets	Carry out repair 1
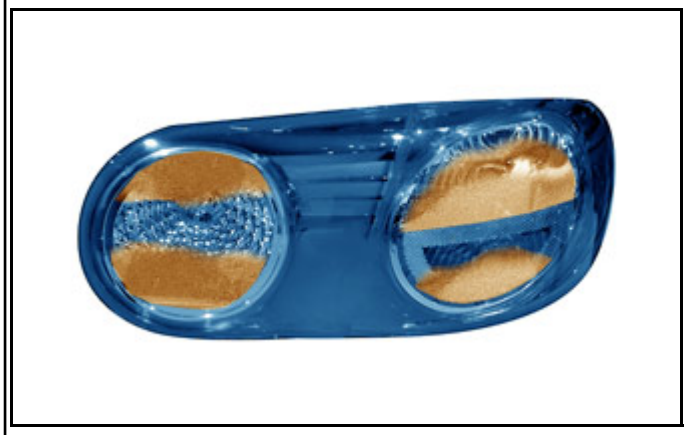 Figure : D6AW0ACT	Presence of water droplets over a large surface area	Carry out repair 2
	Presence of water droplets over a large surface area with water run-off or water marks	Carry out repair 2

Illustration	Observation	Repair to be performed
 Figure : D6AW0ADT		
 Figure : D6AW0AET	Presence of stagnant water	Carry out repair 2
Presence of water droplets or run-off or signs of water, visible from a distance of one metre:Carry out repair 2		

3. Repairs

.31. Repair 1

Do not replace parts.
Explain the issue of natural condensation when turning off the lamps to the customer :

- The headlamp/rear lamp bulbs produce variations in the internal temperature.The headlamps and rear lamps are not sealed to allow the air to circulate.Ventilation is necessary to balance the internal and external air pressure
- In specific weather conditions (low temperature, humidity, rainfall) or after the vehicle is washed, the incoming moisture-laden outside air can condense against the inside face of the component
- The misting diminishes over time(Issue accelerated by the operation of the bulbs)
- This condensation issue has no adverse effect on the lighting performance and does not give rise to any electrical risk or corrosion
- The internal faces of the component are transparent and are textureless.The issue of natural condensation is more visible than before

.32. Repair 2

Check the covers, sockets, bulb holders and seals of the headlamps and/or rear lamps :

- If there are anomalies and/or if the fitting is incorrect:Rectify
- If there are no anomalies:Continue the repair

CAUTION : The use of the washers is related to the part number of the rear lamp that was ordered(See table in the required parts section) .Risk of damage in the event of incorrect association

Replace :

- The faulty headlamp(s)
- The faulty front lamp(s)
- The faulty rear lamp(s)

CAUTION : When replacing faulty rear lamps, position the 2 washers, supplied in the kit to be ordered, on the lamp fixing studs before fitting

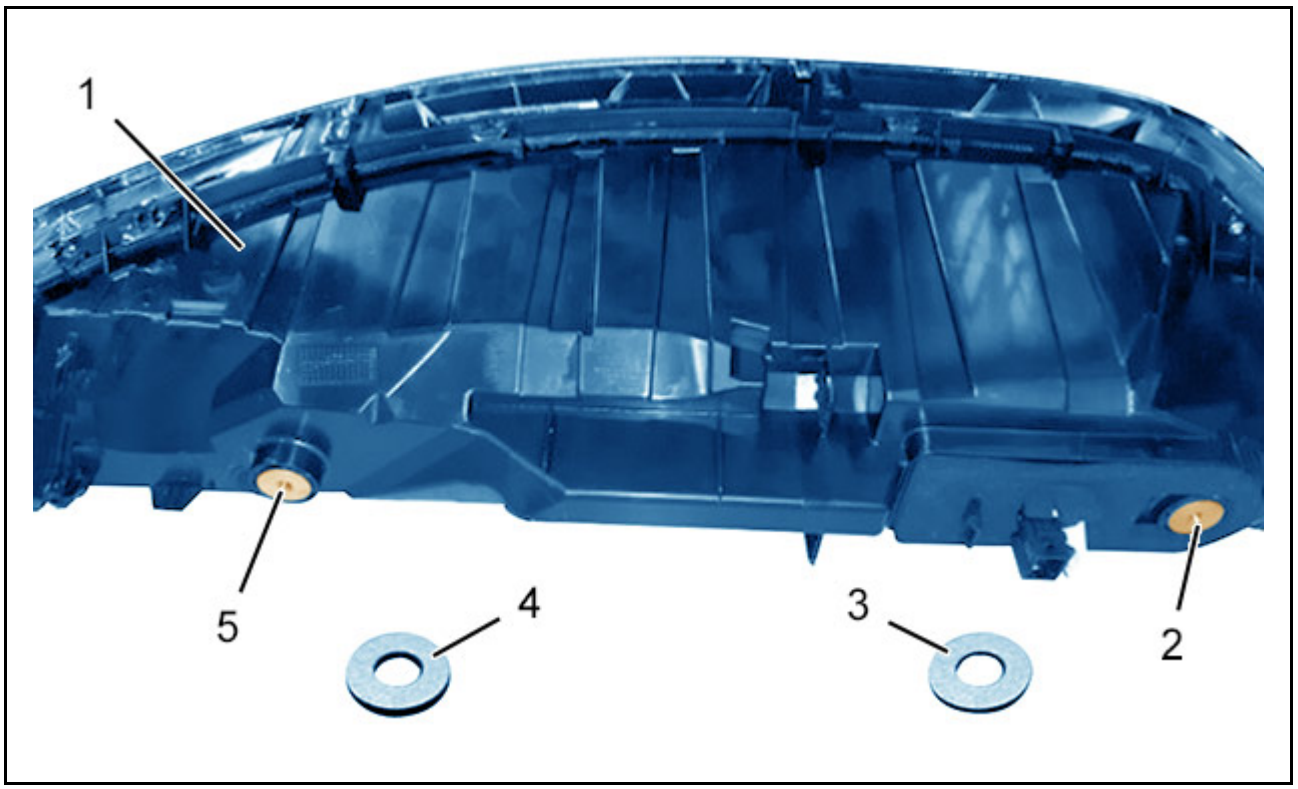

Figure : D6AW0ETD

Bond on the new rear lamp (1);Using a multipurpose adhesive for trims and plastics, index "B5" :

- The 1,2 mm thick washer (4) on the stud (5)
- The 0,7 mm thick washer (3) on the stud (2)(Lamp supply connector side)

Replace the rear lamp (1).
Additional parts which must always be replaced:None.
In addition, carrying out this repair requires the following operations to be carried out :

- Observe the safety and cleanliness recommendations
- Perform the operations that are required prior to a disconnection of the ancillaries battery
- Disconnect the ancillaries battery

4. Repair time

DS 7 CROSSBACK (X74)
Checks+Repair 2(Without replacement) :

- Invoicing time: 0,20H
- Operation code: 9R01RP00
- Cause code: 5205

Checks+Repair 2(Replacement of one headlamp) :

- Invoicing time: 1,60H
- Operation code: 9R15RP00

Checks+Repair 2(Replacement of the headlamps) :

- Invoicing time: 1,90H

- Operation code: 9R18RP00

Checks+Repair 2(Replacement of one daytime running lamp) :
- Invoicing time: 1,00H
- Operation code: 9R09RP00

Checks+Repair 2(Replacement of the daytime running lamps) :
- Invoicing time: 1,10H
- Operation code: 9R10RP00

Checks+Repair 2(Replacement of one rear lamp) :
- Invoicing time: 0,30H
- Operation code: 9R02RP00

Checks+Repair 2(Replacement of the rear lamps) :
- Invoicing time: 0,40H
- Operation code: 9R03RP00

Checks+Repair 2(Replacement of one front foglamp) :
- Invoicing time: 0,80H
- Operation code: 9R07RP00

Checks+Repair 2(Replacement of 2 front foglamps) :
- Invoicing time: 0,90H
- Operation code: 9R08RP00

Checks+Repair 2(Replacement of one headlamp+ 1Rear lamp) :
- Invoicing time: 1,70H
- Operation code: 9R16RP00

Checks+Repair 2:Replacement of the headlamps + 1Rear lamp :
- Invoicing time: 2,00H
- Operation code: 9R19RP00

Checks+Repair 2(Replacement of the headlamps + 2Rear lamps) :
- Invoicing time: 2,10H
- Operation code: 9R20RP00

Checks+Repair 2(Replacement of one headlamp+ 2Rear lamps) :
- Invoicing time: 1,80H
- Operation code: 9R17RP00

Checks+Repair 2(Replacement of one headlamp+ 1Front foglamp) :
- Invoicing time: 2,20H
- Operation code: 9R21RP00

Checks+Repair 2(Replacement of one headlamp+ 2Front foglamps) :
- Invoicing time: 2,30H
- Operation code: 9R22RP00

Checks+Repair 2(Replacement of the headlamps + 1Front foglamp) :
- Invoicing time: 2,50H
- Operation code: 9R24RP00

Checks+Repair 2(Replacement of the headlamps + 2Front foglamps) :
- Invoicing time: 2,60H
- Operation code: 9R25RP00

Checks+Repair 2(Replacement of one rear lamp+ 1Front foglamp) :
- Invoicing time: 0,90H
- Operation code: 9R08RP00

Checks+Repair 2(Replacement of one rear lamp+ 2Front foglamps) :
- Invoicing time: 1,00H
- Operation code: 9R09RP00

Checks+Repair 2(Replacement of the rear lamps+ 1Front foglamp) :

- Invoicing time: 1,00H
- Operation code: 9R09RP00

Checks+Repair 2(Replacement of the rear lamps+ 2Front foglamps) :
- Invoicing time: 1,10H
- Operation code: 9R10RP00

Checks+Repair 2(Replacement of one headlamp+ 1Rear lamp+ 1Front foglamp) :
- Invoicing time: 2,30H
- Operation code: 9R22RP00

Checks+Repair 2(Replacement of one headlamp+ 2Rear lamps+ 1Front foglamp) :
- Invoicing time: 2,40H
- Operation code: 9R23RP00

Checks+Repair 2(Replacement of the headlamps + 1Rear lamp+ 1Front foglamp) :
- Invoicing time: 2,60H
- Operation code: 9R25RP00

Checks+Repair 2(Replacement of the headlamps + 2Rear lamps+ 1Front foglamp) :
- Invoicing time: 2,70H
- Operation code: 9R26RP00

Checks+Repair 2(Replacement of one headlamp+ 1Rear lamp+ 2Front foglamps) :
- Invoicing time: 2,40H
- Operation code: 9R23RP00

Checks+Repair 2(Replacement of one headlamp+ 2Rear lamps+ 2Front foglamps) :
- Invoicing time: 2,50H
- Operation code: 9R24RP00

Checks+Repair 2(Replacement of the headlamps + 1Rear lamp+ 2Front foglamp) :
- Invoicing time: 2,70H
- Operation code: 9R26RP00

Checks+Repair 2(Replacement of the headlamps + 2Rear lamps+ 2Front foglamp) :
- Invoicing time: 2,80H
- Operation code: 9R27RP00

N.B. : In the EVENT OF A SAFETY INCIDENT and only in this event, send a Dealer Issue Detection Safety (DID S) in orde to receive the instructions to follow, even if this document applies;If there is no safety incident, in the EVENT OI RECURRENCE following application of this document, the creation of a Dealer Issue Detection DID (*) is required(See below)

(*)Dealer Issue Detection Incident (DID I) if the authorised repairer (AR) was able to resolve the problem without support from technical assistance.
(*)Dealer Issue Detection Assistance (DID A) if the authorised repairer (AR) needs technical assistance in order to deal with the problem.